



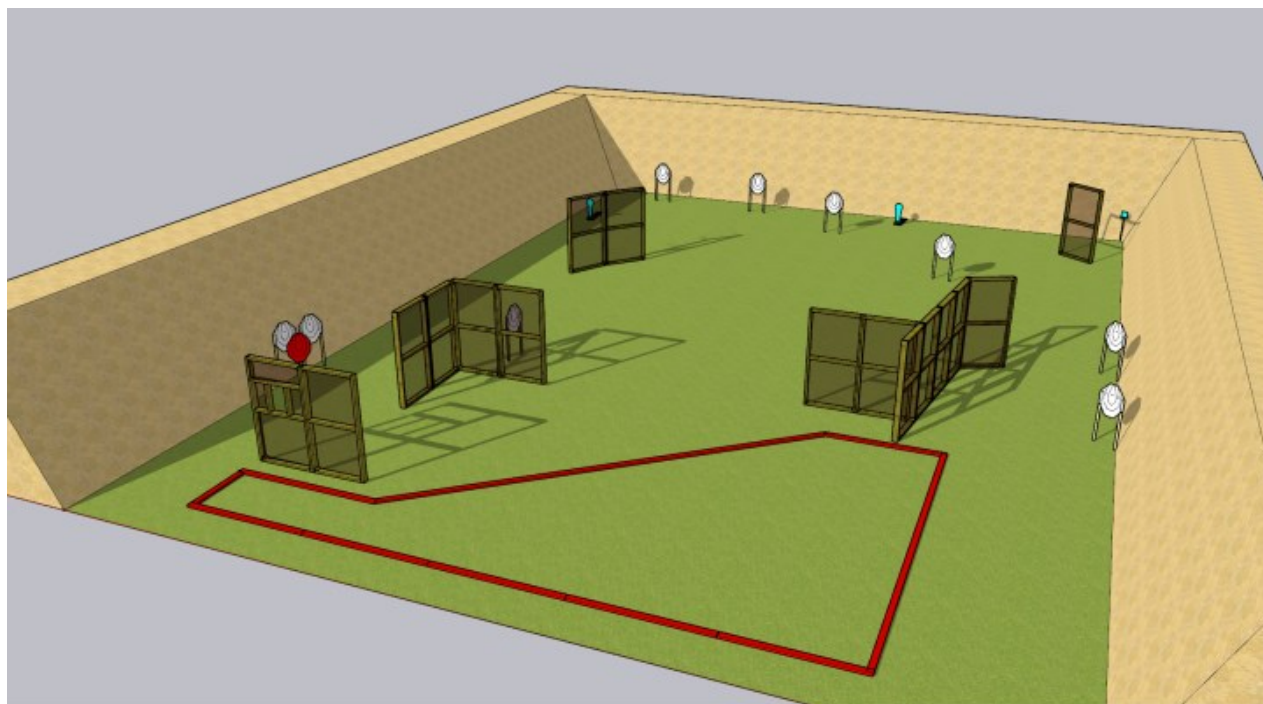
5.11 OUTBOR MECZ

IPSC Level III - Rybieniec 22.05.2022

STAGE # 1 PCC



Targets	9 IPSC Targets, 2 IPSC Mini Poppers, 1 IPSC Metal Plate, 1 No-Shoot
Minimum number of rounds	21
Start position	Standing erect, firearm in the ready condition, held in both hands, stock touching the competitor at hip level, barrel parallel to the ground, trigger guard downwards, muzzle pointing downrange with the fingers outside the trigger guard
Firearm ready condition	Loaded (Option 1)
Time starts	Audible signal
Procedure	Upon signal engage targets.





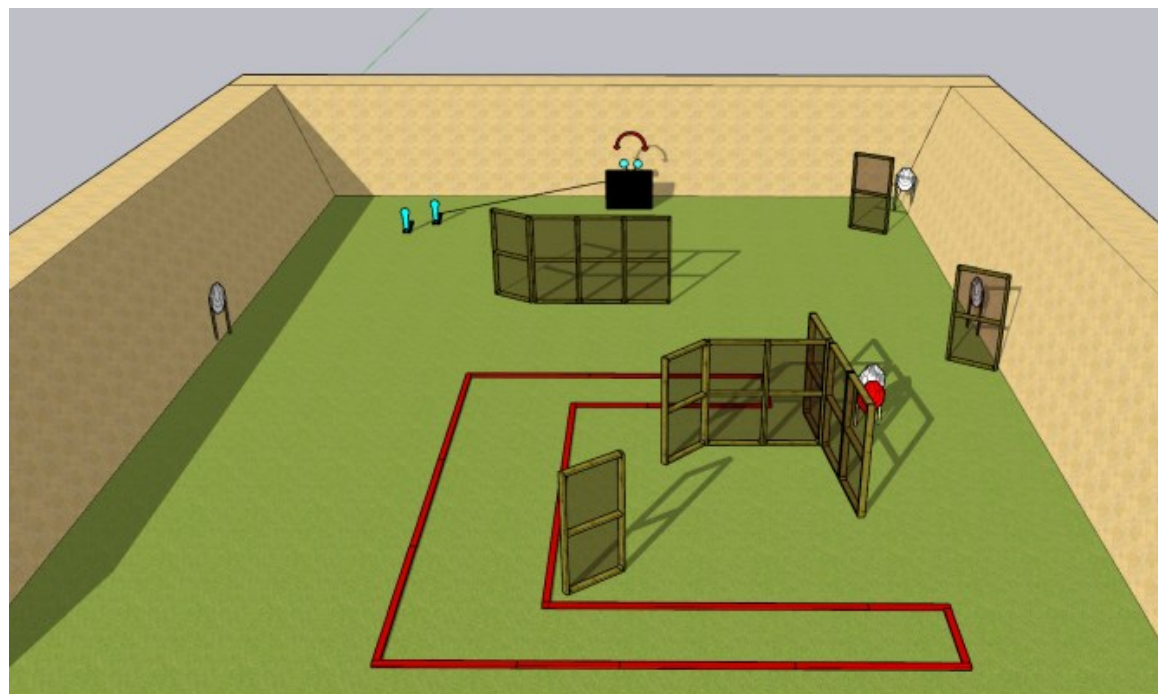
5.11 OUTBOR MECZ

IPSC Level III - Rybieniec 22.05.2022

STAGE # 2 PCC



Targets	4 IPSC Targets, 2 IPSC Mini Poppers, 2 IPSC Metal Plates, 2 No-Shoots
Minimum number of rounds	12
Start position	Standing erect, firearm in the ready condition, held in both hands, stock touching the competitor at hip level, barrel parallel to the ground, trigger guard downwards, muzzle pointing downrange with the fingers outside the trigger guard
Firearm ready condition	Loaded (Option 1)
Time starts	Audible signal
Procedure	Upon signal engage targets. Mini popper P2 activates moving IPSC targets MP1 & MP2. All moving targets remain visible at rest.





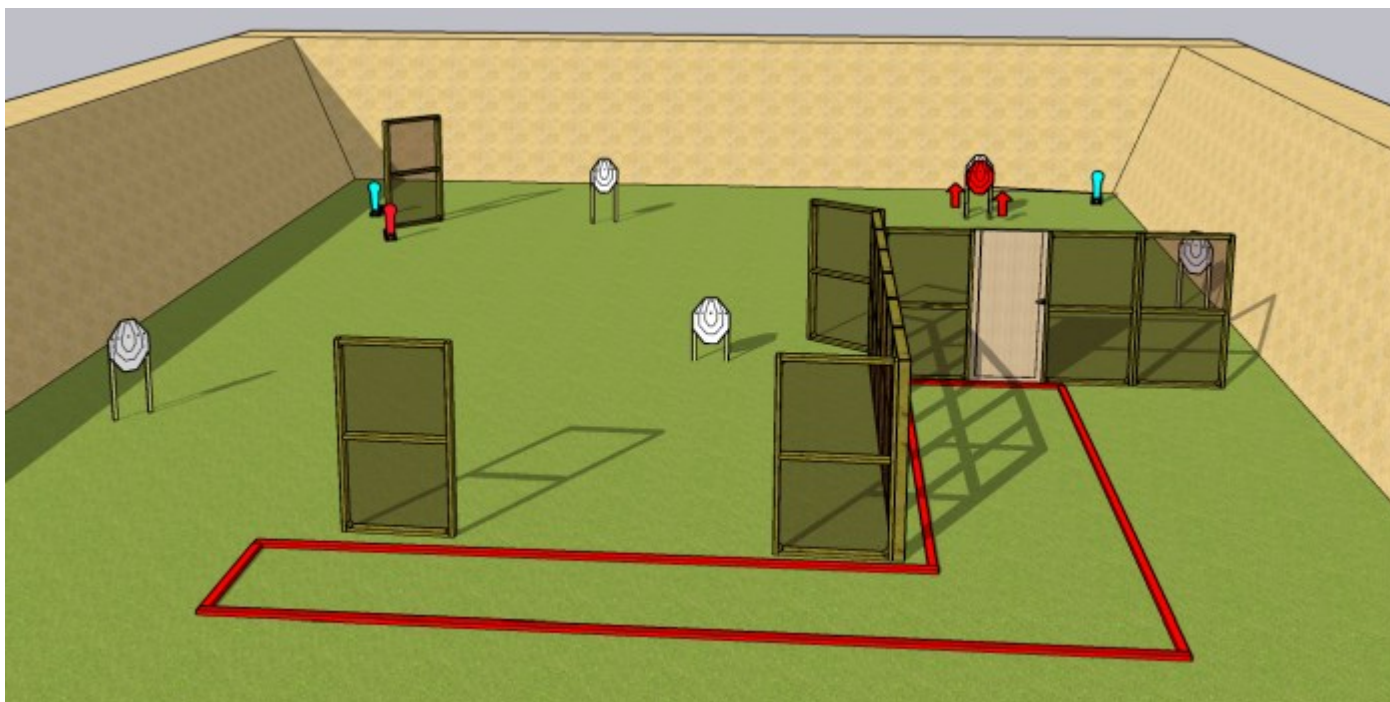
5.11 OUTBOR MECZ

IPSC Level III - Rybieniec 22.05.2022

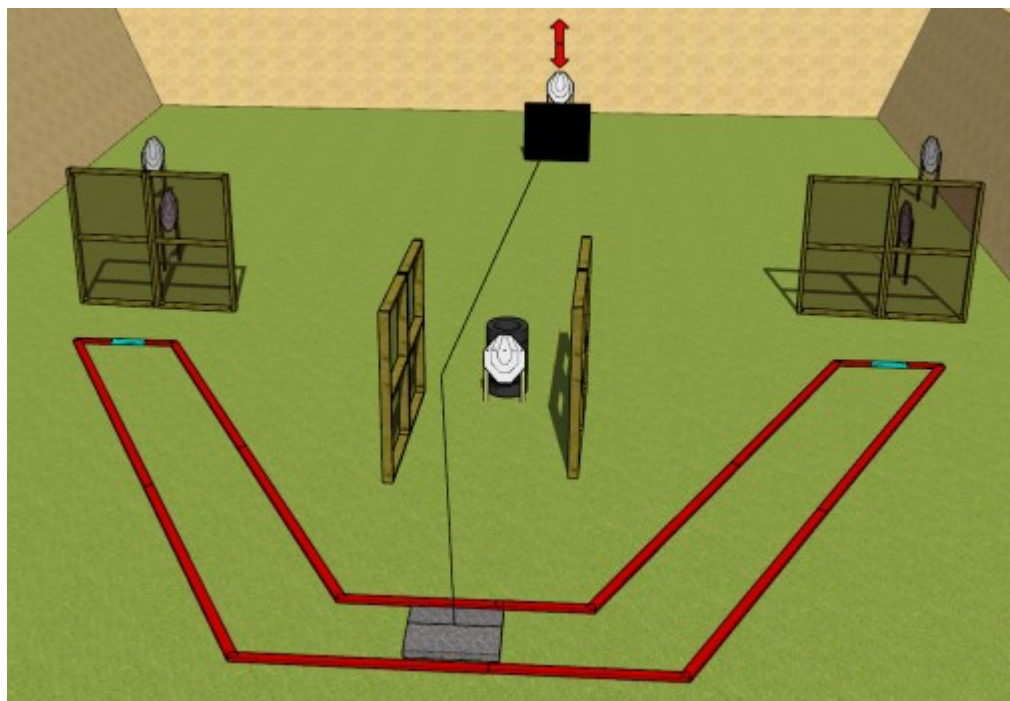
STAGE # 3 PCC



Targets	5 IPSC Targets, 2 IPSC Mini Poppers, 2 No-Shoots
Minimum number of rounds	12
Start position	Standing erect, firearm in the ready condition, held in both hands, stock touching the competitor at hip level, barrel parallel to the ground, trigger guard downwards, muzzle pointing downrange with the fingers outside the trigger guard
Firearm ready condition	Loaded (Option 1)
Time starts	Audible signal
Procedure	Upon signal engage targets. Mini popper P2 activates moving IPSC target T4. All moving targets remain visible at rest.



Targets	6 IPSC Targets
Minimum number of rounds	12
Start position	Standing erect with one foot touching mark as demonstrated, firearm in the ready condition, held in both hands, stock touching the competitor at hip level, barrel parallel to the ground, trigger guard downwards, muzzle pointing downrange with the fingers outside the trigger guard
Firearm ready condition	Loaded (Option 1)
Time starts	Audible signal
Procedure	Upon signal engage targets. Mini popper P2 activates moving IPSC target T4. All moving targets remain visible at rest.





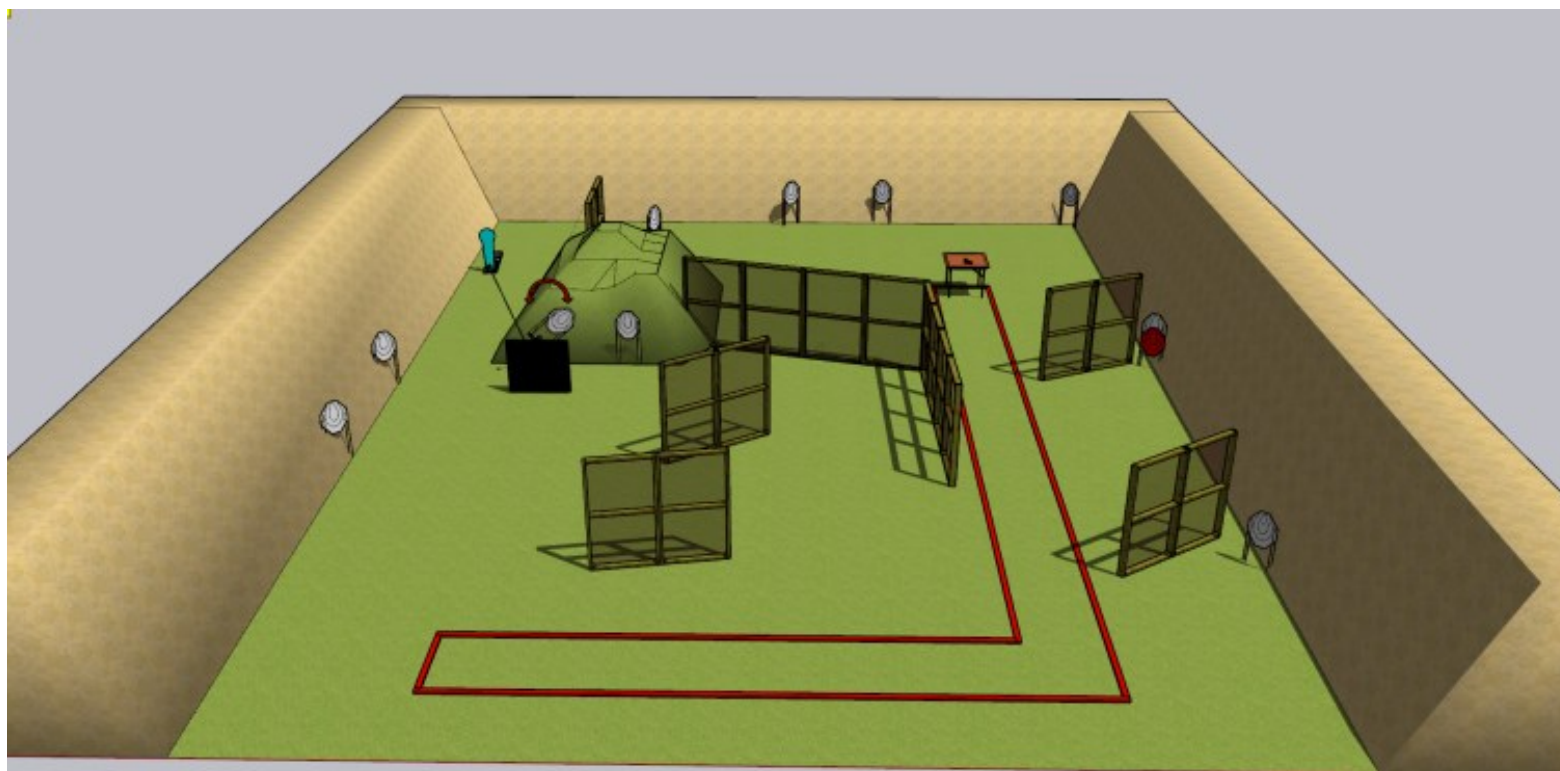
5.11 OUTBOR MECZ

IPSC Level III - Rybieniec 22.05.2022

STAGE # 5 PCC



Targets	10 IPSC Targets, 1 IPSC Popper, 1 No-Shoot
Minimum number of rounds	21
Start position	Standing anywhere within the designated area.
Firearm ready condition	Loaded (Option 2) lying on the table on the marker with muzzle pointing downrange.
Time starts	Audible signal
Procedure	Upon signal engage targets. Popper P1 activates moving target T3. All moving targets remain visible at rest.





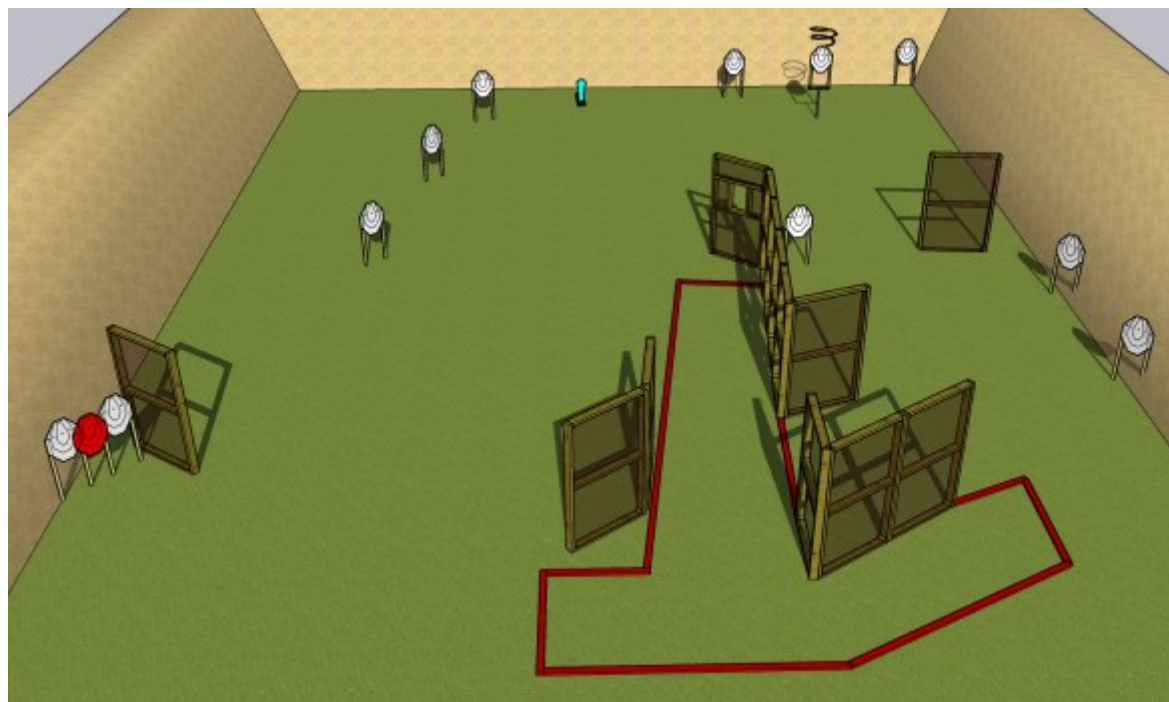
5.11 OUTBOR MECZ

IPSC Level III - Rybieniec 22.05.2022

STAGE #6 PCC



Targets	11 IPSC Targets, 1 IPSC Mini Popper, 1 No-Shoot
Minimum number of rounds	23
Start position	Standing erect, firearm in the ready condition, held in both hands, stock touching the competitor at hip level, barrel parallel to the ground, trigger guard downwards, muzzle pointing downrange with the fingers outside the trigger guard
Firearm ready condition	Loaded (Option 1)
Time starts	Audible signal
Procedure	Upon signal engage targets. Mini Popper P1 activates moving target T8. All moving targets remain visible at rest.





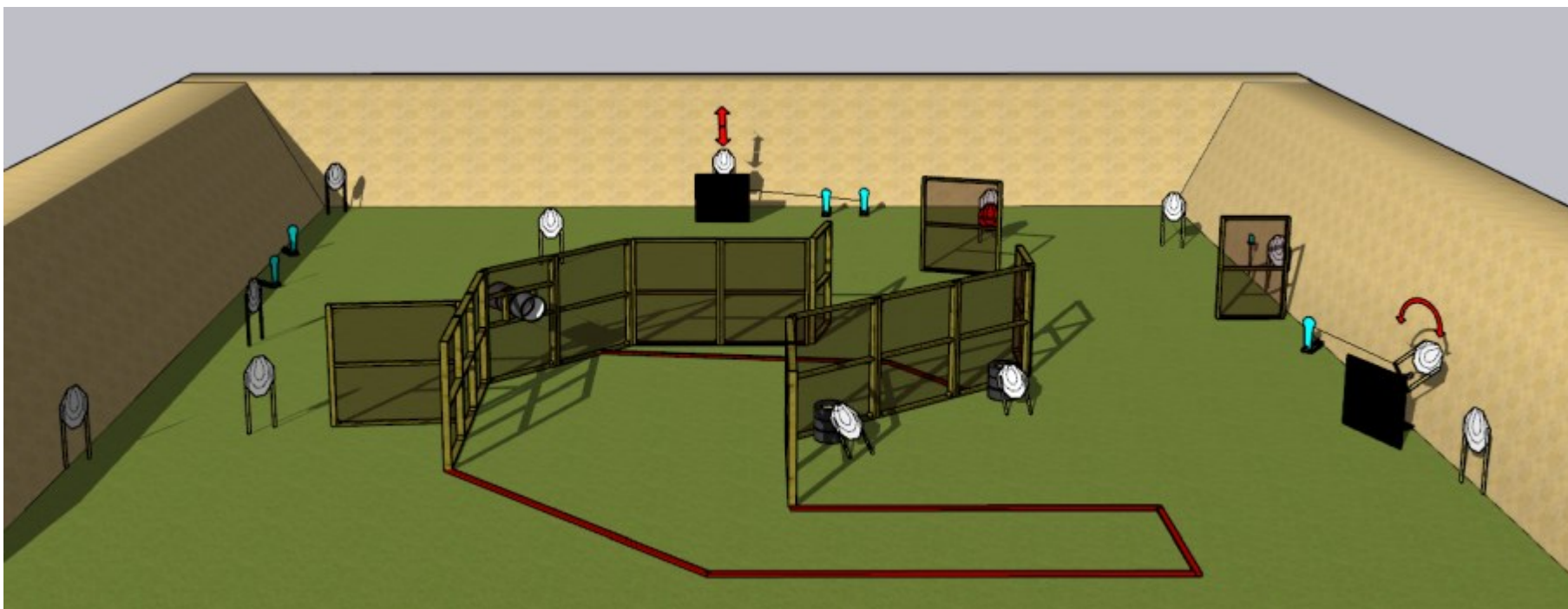
5.11 OUTBOR MECZ

IPSC Level III - Rybieniec 22.05.2022

STAGE # 7 PCC



Targets	13 IPSC Targets, 5 IPSC Mini Poppers, 1 IPSC Metal Plate, 1 No-Shoot
Minimum number of rounds	32
Start position	Standing erect, firearm in the ready condition, held in both hands, stock touching the competitor at hip level, barrel parallel to the ground, trigger guard downwards, muzzle pointing downrange with the fingers outside the trigger guard
Firearm ready condition	Loaded (Option 1)
Time starts	Audible signal
Procedure	Upon signal engage targets. Mini Popper P3 or P4 activates moving target T3 and Mini Popper P5 activates moving target T10. All moving targets remain visible at rest.





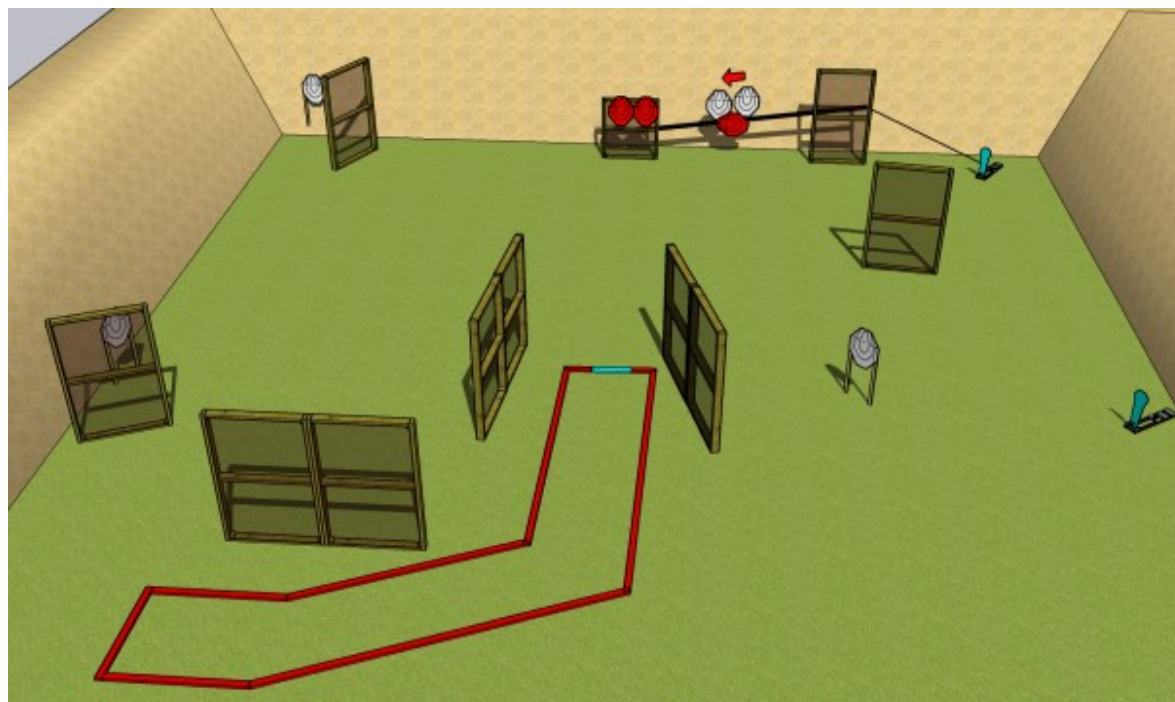
5.11 OUTBOR MECZ

IPSC Level III - Rybieniec 22.05.2022

STAGE # 8 PCC



Targets	5 IPSC Targets, 2 IPSC Poppers, 3 No-Shoots
Minimum number of rounds	12
Start position	Standing erect with toes touching marks as demonstrated, firearm in the ready condition, held in both hands, stock touching the competitor at hip level, barrel parallel to the ground, trigger guard downwards, muzzle pointing downrange with the fingers outside the trigger guard
Firearm ready condition	Loaded (Option 1)
Time starts	Audible signal
Procedure	Upon signal engage targets. Popper P1 activates moving IPSC targets T3 & T4. All moving targets remain visible at rest.





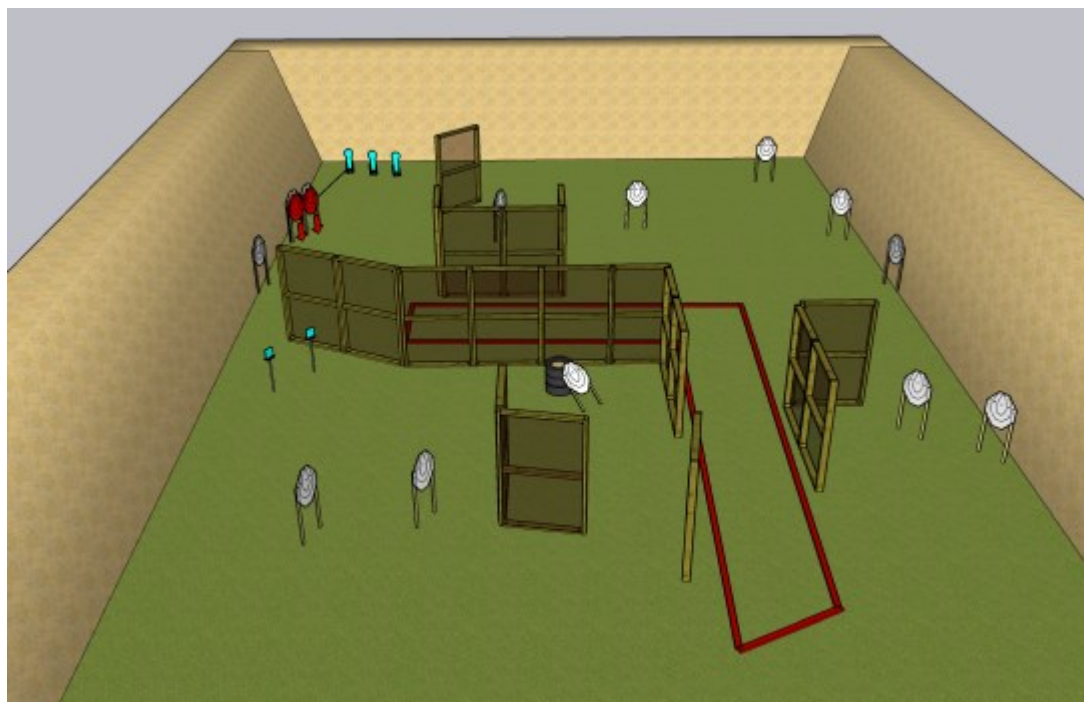
5.11 OUTBOR MECZ

IPSC Level III - Rybieniec 22.05.2022

STAGE #9 PCC



Targets	13 IPSC Targets, 3 IPSC Mini Poppers, 2 IPSC Metal Plates, 2 No-Shoots
Minimum number of rounds	31
Start position	Standing erect, firearm in the ready condition, held in both hands, stock touching the competitor at hip level, barrel parallel to the ground, trigger guard downwards, muzzle pointing downrange with the fingers outside the trigger guard
Firearm ready condition	Loaded (Option 1)
Time starts	Audible signal
Procedure	Upon signal engage targets. Mini Popper P1 activates moving targets T2 & T3. All moving targets remain visible at rest.





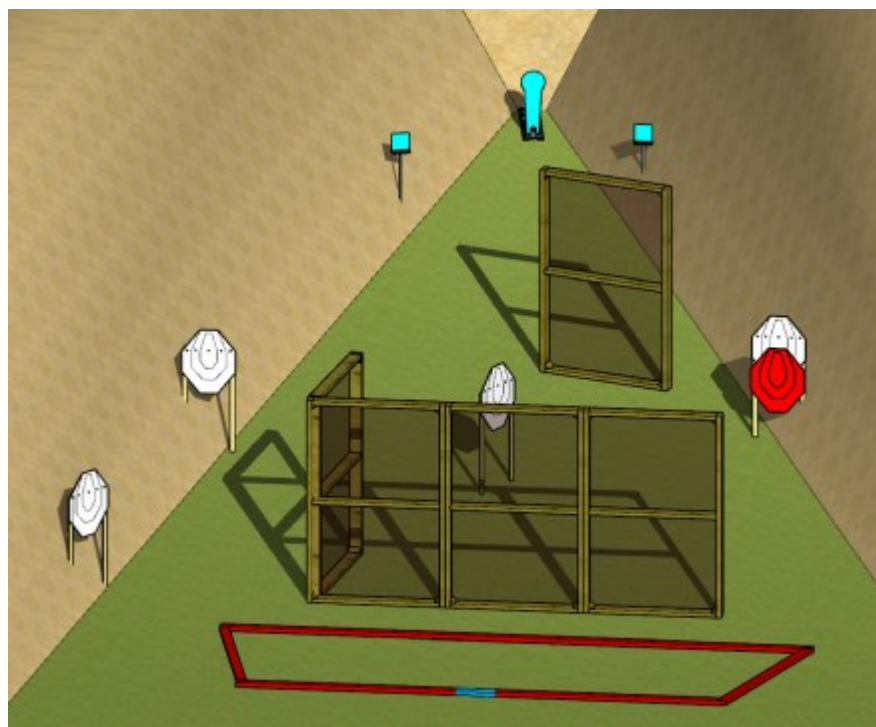
5.11 OUTBOR MECZ

IPSC Level III - Rybieniec 22.05.2022

STAGE # 10 PCC



Targets	4 IPSC Targets, 1 IPSC Mini Popper, 2 IPSC Metal Plates, 1 No-Shoot
Minimum number of rounds	11
Start position	Standing erect with heels touching mark as demonstrated, firearm in the ready condition, held in both hands, stock touching the competitor at hip level, barrel parallel to the ground, trigger guard downwards, muzzle pointing downrange with the fingers outside the trigger guard
Firearm ready condition	Loaded (Option 2)
Time starts	Audible signal
Procedure	Upon signal engage targets.





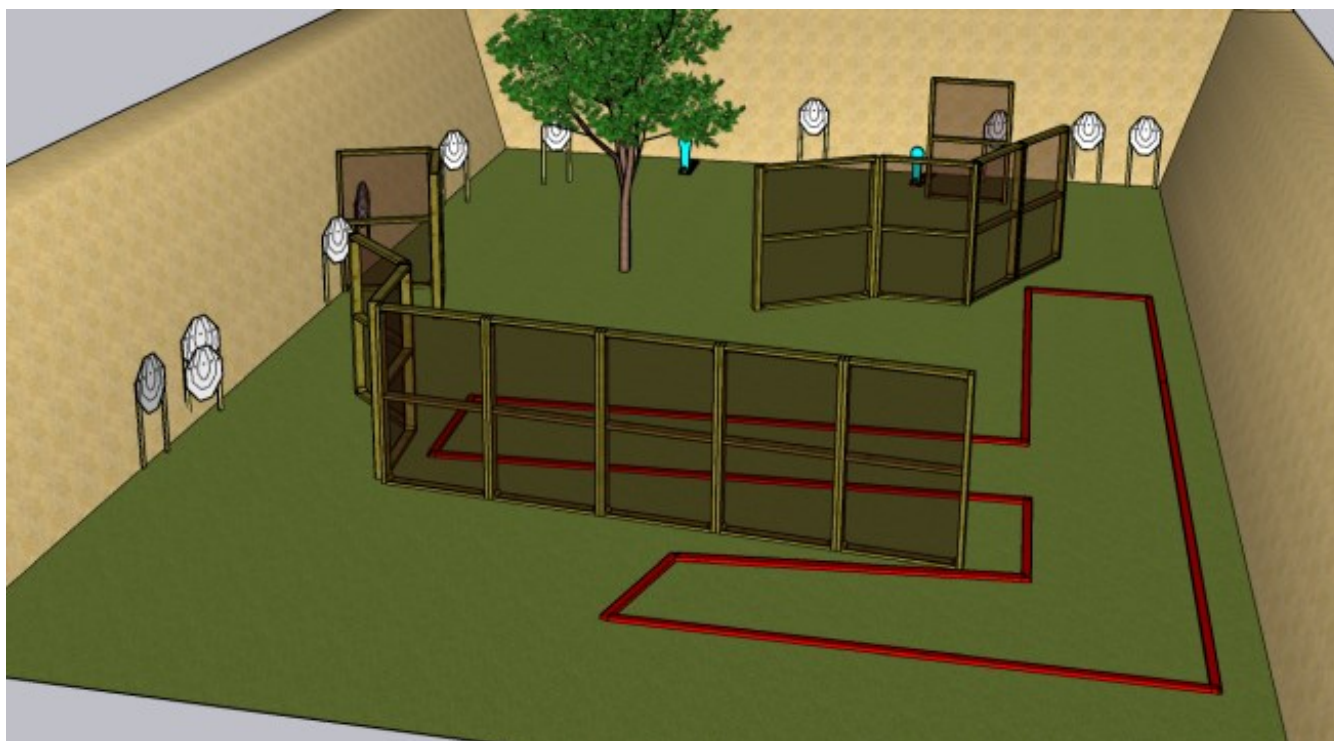
5.11 OUTBOR MECZ

IPSC Level III - Rybieniec 22.05.2022

STAGE # 11 PCC



Targets	11 IPSC Targets, 2 IPSC Mini Poppers
Minimum number of rounds	24
Start position	Standing erect, firearm in the ready condition, held in both hands, stock touching the competitor at hip level, barrel parallel to the ground, trigger guard downwards, muzzle pointing downrange with the fingers outside the trigger guard
Firearm ready condition	Loaded (Option 1)
Time starts	Audible signal
Procedure	Upon signal engage targets.





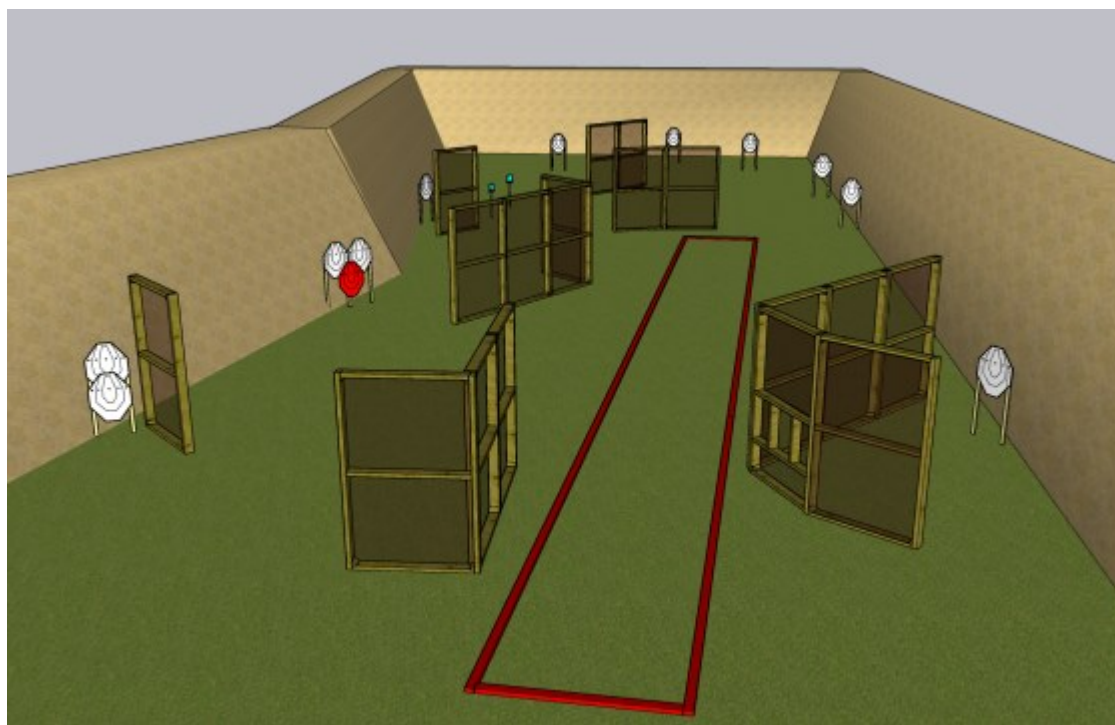
5.11 OUTBOR MECZ

IPSC Level III - Rybieniec 22.05.2022

STAGE # 12 PCC



Targets	11 IPSC Targets, 2 IPSC Metal Plates, 1 No-Shoot
Minimum number of rounds	24
Start position	Standing erect, firearm in the ready condition, held in both hands, stock touching the competitor at hip level, barrel parallel to the ground, trigger guard downwards, muzzle pointing downrange with the fingers outside the trigger guard
Firearm ready condition	Loaded (Option 1)
Time starts	Audible signal
Procedure	Upon signal engage targets.





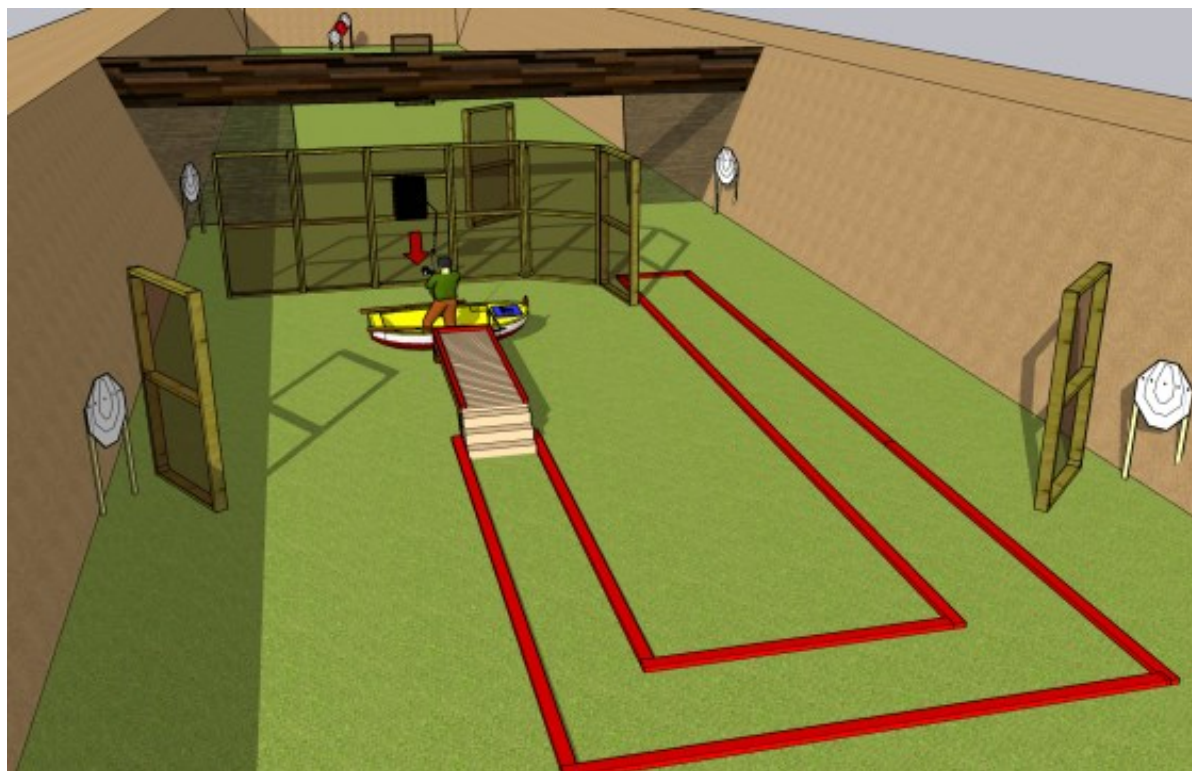
5.11 OUTBOR MECZ

IPSC Level III - Rybieniec 22.05.2022

STAGE # 13 PCC



Targets	6 IPSC Targets, 1 No-Shoot
Minimum number of rounds	12
Start position	Standing erect inside the boat, with fishing rod held in both hands as demonstrated
Firearm ready condition	Loaded (Option 2) lying on the marker with muzzle pointing downrange. All magazines are on the table.
Time starts	Audible signal
Procedure	Upon signal engage targets. Pulling fishing rod opens window.





5.11 OUTBOR MECZ

IPSC Level III - Rybieniec 22.05.2022

STAGE # 14 PCC



Targets	9 IPSC Targets, 2 IPSC Mini Poppers
Minimum number of rounds	20
Start position	Standing erect, firearm in the ready condition, held in both hands, stock touching the competitor at hip level, barrel parallel to the ground, trigger guard downwards, muzzle pointing downrange with the fingers outside the trigger guard
Firearm ready condition	Loaded (Option 1)
Time starts	Audible signal
Procedure	Upon signal engage targets.

