

DOUBLE
MISS
ACADEMY

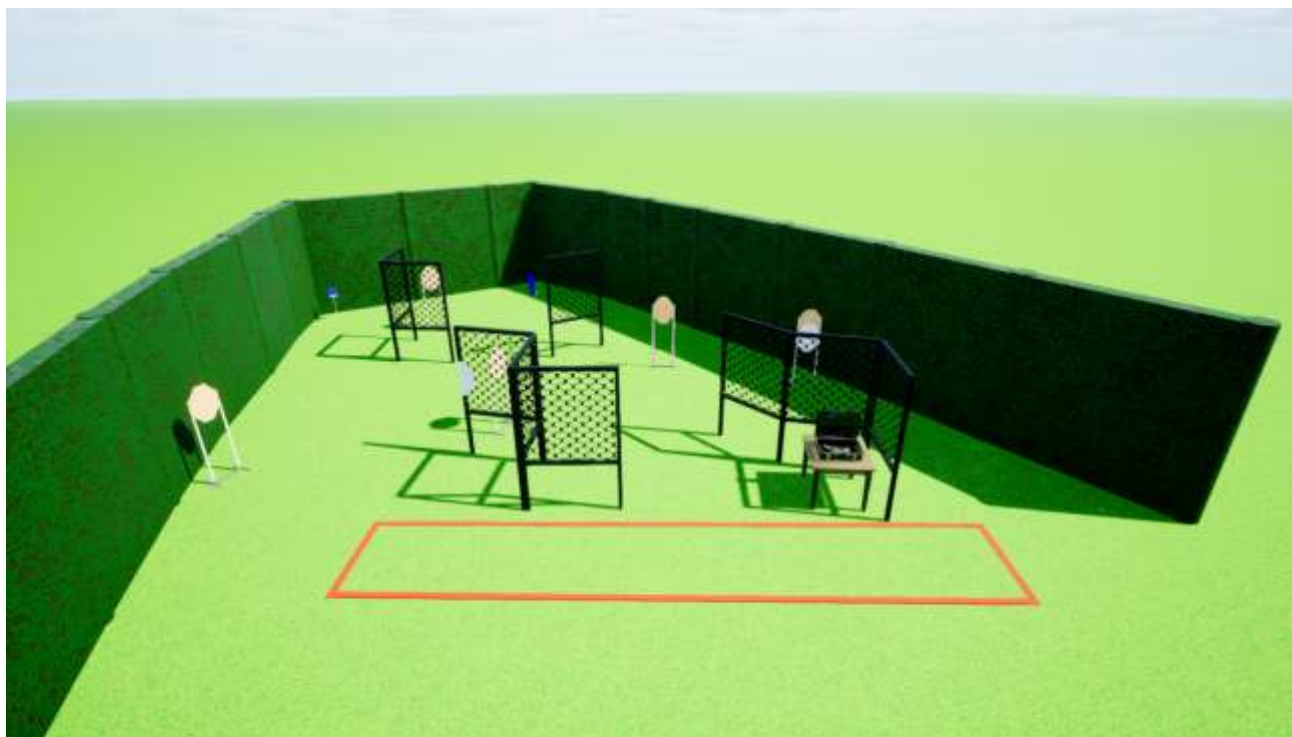
AUTDOR MECZ 2023






Rybieniec 23 April 2023

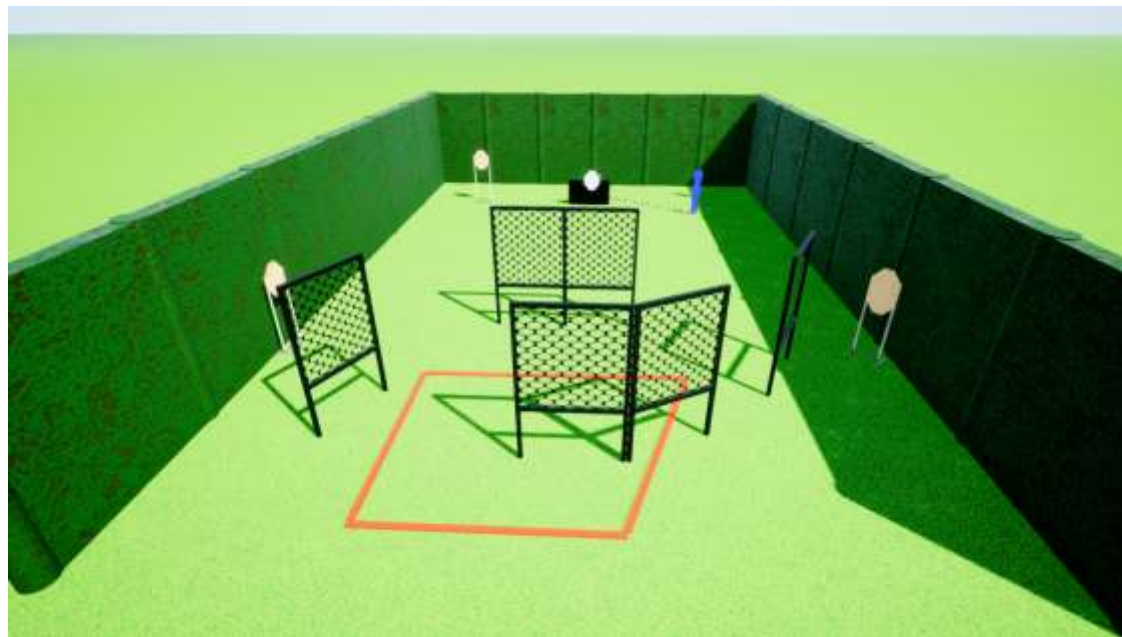
STAGE # 1




Targets	5 IPSC targets, 1 IPSC mini poppers, 1 IPSC Metal Plate, 2 No-Shoots
Minimum number of rounds	12
Start position	Standing anywhere within the designated area
Firearm ready condition	Loaded (OPTION 2), lying in the case
Time starts	Audible signal
Procedure	Upon signal engage targets.



			
	Rybieniec 23 April 2023		
	STAGE # 2		




Targets	5 IPSC targets, 2 IPSC poppers, 2 IPSC Metal Plate, 1 No-Shoot
Minimum number of rounds	12
Start position	Standing anywhere within the designated area, firearm in the ready condition, held in both hands, stock touching the competitor at hip level, barrel parallel to the ground, trigger guard downwards, muzzle pointing downrange with the fingers outside the trigger guard
Firearm ready condition	Loaded (OPTION 1)
Time starts	Audible signal
Procedure	Upon signal engage targets. Popper P1 activates moving target MP1 & MP2. All moving targets remain visible at rest.



			
	Rybieniec 23 April 2023		
	STAGE # 3		


Targets	11 IPSC targets, 1 IPSC mini poppers, 1 IPSC Metal Plate, 2 No-Shoots
Minimum number of rounds	24
Start position	Standing anywhere within the designated area, firearm in the ready condition, held in both hands, stock touching the competitor at hip level, barrel parallel to the ground, trigger guard downwards, muzzle pointing downrange with the fingers outside the trigger guard
Firearm ready condition	Loaded (OPTION 1)
Time starts	Audible signal
Procedure	Upon signal engage targets. Opening the door activates moving targets T5 & T6. All moving targets remain visible at rest



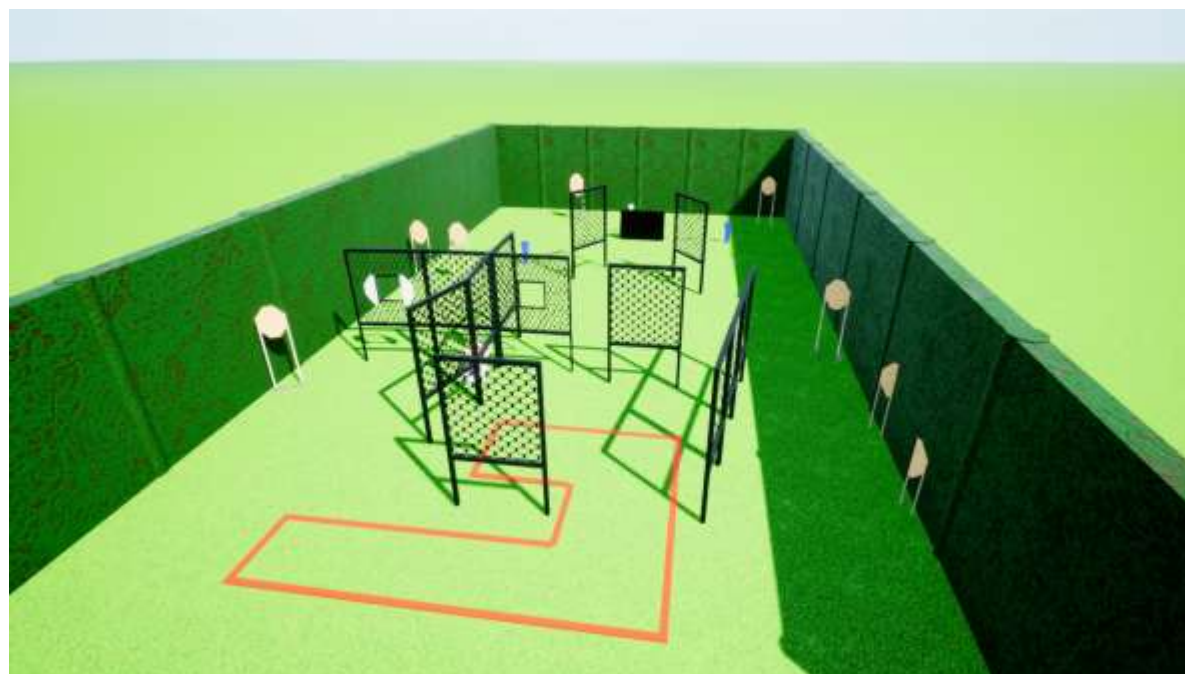
			
	Rybieniec 23 April 2023		
	STAGE # 4		




Targets	9 IPSC targets, 5 IPSC mini poppers, 1 IPSC Metal Plate
Minimum number of rounds	24
Start position	Standing anywhere outside the designated area, firearm in the ready condition, held in both hands, stock touching the competitor at hip level, barrel parallel to the ground, trigger guard downwards, muzzle pointing downrange with the fingers outside the trigger guard
Firearm ready condition	Loaded (OPTION 1)
Time starts	Audible signal
Procedure	Upon signal engage targets. Any mini popper activates moving target T9, All moving targets remain visible at rest.



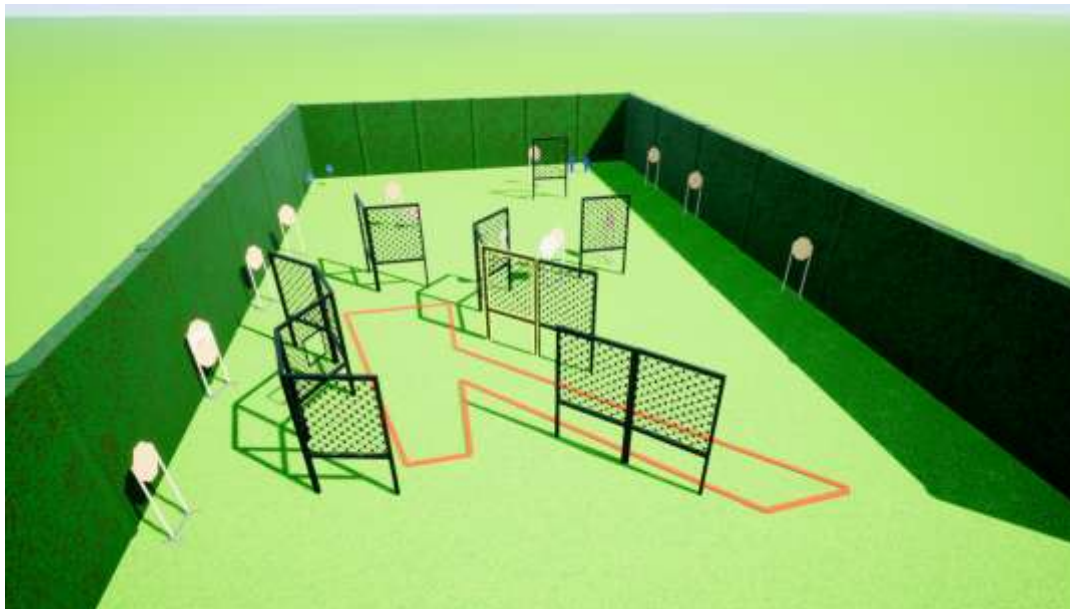
			
	Rybieniec 23 April 2023		
	STAGE # 5		




Targets	10 IPSC targets, 2 IPSC mini poppers, 2 IPSC Metal Plate, 3 No-Shoots
Minimum number of rounds	24
Start position	Standing anywhere within the designated area, firearm in the ready condition, held in both hands, stock touching the competitor at hip level, barrel parallel to the ground, trigger guard downwards, muzzle pointing downrange with the fingers outside the trigger guard
Firearm ready condition	Loaded (OPTION 1)
Time starts	Audible signal
Procedure	Upon signal engage targets. Mini popper P2 activates moving target T9. All moving targets remain visible at rest.



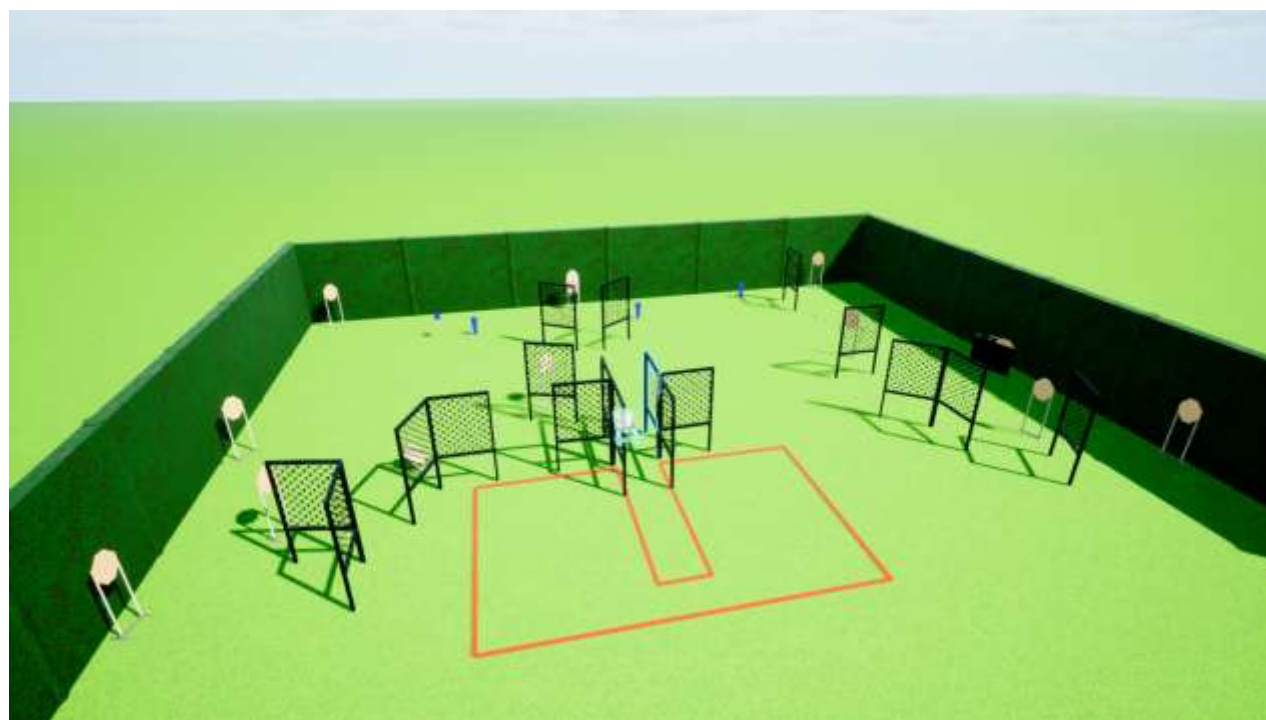
			
	Rybieniec 23 April 2023		
	STAGE # 6		

Targets	13 IPSC targets, 2 IPSC mini poppers, 2 IPSC Metal Plate, 3 No-Shoots
Minimum number of rounds	30
Start position	Standing anywhere within the designated area, firearm in the ready condition, held in both hands, stock touching the competitor at hip level, barrel parallel to the ground, trigger guard downwards, muzzle pointing downrange with the fingers outside the trigger guard
Firearm ready condition	Loaded (OPTION 1)
Time starts	Audible signal
Procedure	Upon signal engage targets.



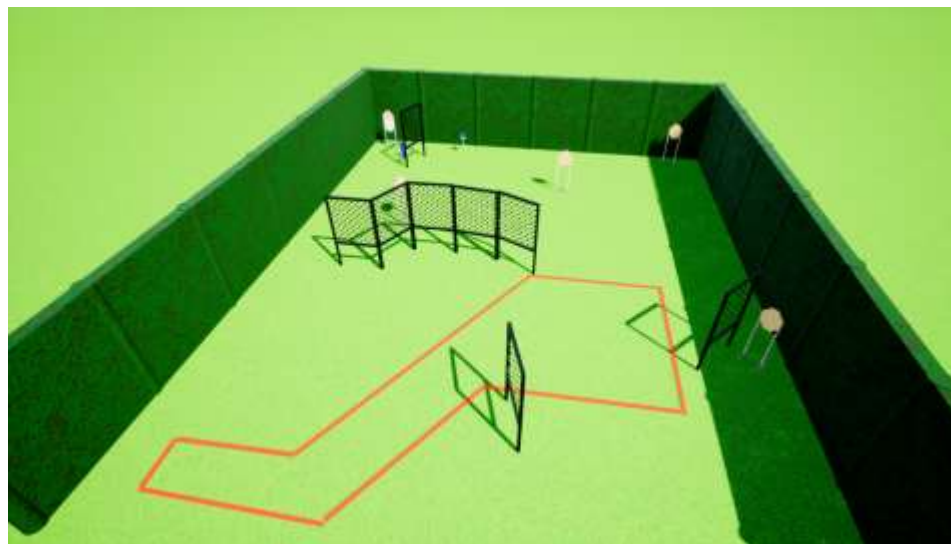
			
	Rybieniec 23 April 2023		
	STAGE # 7		




Targets	13 IPSC targets, 3 IPSC mini poppers, 1 IPSC Metal Plate, 1 No-Shoots
Minimum number of rounds	32
Start position	Standing anywhere within the designated area, firearm in the ready condition, held in both hands, stock touching the competitor at hip level, barrel parallel to the ground, trigger guard downwards, muzzle pointing downrange with the fingers outside the trigger guard
Firearm ready condition	Loaded (OPTION 1)
Time starts	Audible signal
Procedure	Upon signal engage targets. Mini popper P3 activates moving target T8. All moving targets remain visible at rest.



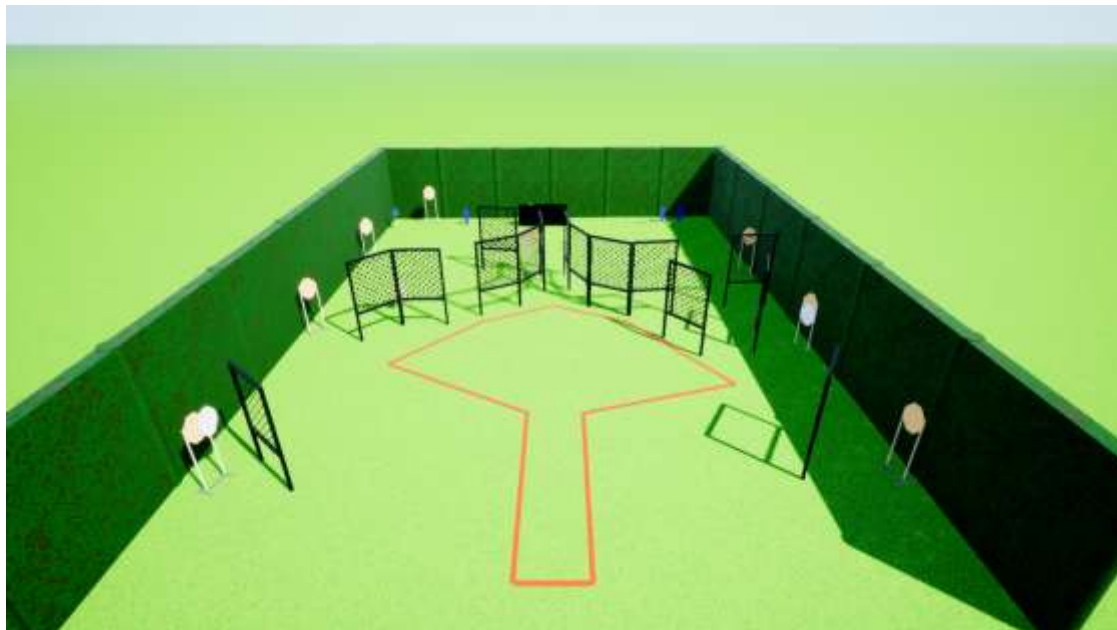
			
	Rybieniec 23 April 2023		
	STAGE # 8		



Targets	5 IPSC targets, 1 IPSC mini poppers, 1 IPSC Metal Plate, 1 No-Shoots
Minimum number of rounds	12
Start position	Standing anywhere within the designated area, firearm in the ready condition, held in both hands, stock touching the competitor at hip level, barrel parallel to the ground, trigger guard downwards, muzzle pointing downrange with the fingers outside the trigger guard
Firearm ready condition	Loaded (OPTION 1)
Time starts	Audible signal
Procedure	Upon signal engage targets.



			
	Rybieniec 23 April 2023		
	STAGE # 9		




Targets	10 IPSC targets, 3 IPSC mini poppers, 1 IPSC Metal Plate, 2 No-Shoots
Minimum number of rounds	24
Start position	Standing anywhere within the designated area, firearm in the ready condition, held in both hands, stock touching the competitor at hip level, barrel parallel to the ground, trigger guard downwards, muzzle pointing downrange with the fingers outside the trigger guard
Firearm ready condition	Loaded (OPTION 1)
Time starts	Audible signal
Procedure	Upon signal engage targets. Mini popper P2 or P3 activates moving target T7. All moving targets remain visible at rest.



			
	Rybieniec 23 April 2023		
	STAGE # 10		




Targets	4 IPSC targets, 2 IPSC mini poppers, 1 IPSC Metal Plate, 1 No-Shoots
Minimum number of rounds	11
Start position	Standing with heels at marks, firearm in the ready condition, held in both hands, stock touching the competitor at hip level, barrel parallel to the ground, trigger guard downwards, muzzle pointing downrange with the fingers outside the trigger guard
Firearm ready condition	Loaded (OPTION 1)
Time starts	Audible signal
Procedure	Upon signal engage targets.



			
	Rybieniec 23 April 2023		
	STAGE # 11		



Targets	5 IPSC targets, 2 IPSC mini poppers, 4 No-Shoots
Minimum number of rounds	12
Start position	Standing anywhere, weak hand touching object, firearm in the ready condition, held in strong hand, stock touching the competitor at hip level, barrel parallel to the ground, trigger guard downwards, muzzle pointing downrange with the fingers outside the trigger guard
Firearm ready condition	Loaded (OPTION 1)
Time starts	Audible signal
Procedure	Upon signal engage targets. Mini popper P2 activates moving targets T2 & T3. All moving targets remain visible at rest.



			
	Rybieniec 23 April 2023		
	STAGE # 12		




Targets	10 IPSC targets, 1 IPSC mini poppers, 2 IPSC Metal Plate, 4 No-Shoots
Minimum number of rounds	23
Start position	Standing with heels at marks, firearm in the ready condition, held in both hands, stock touching the competitor at hip level, barrel parallel to the ground, trigger guard downwards, muzzle pointing downrange with the fingers outside the trigger guard
Firearm ready condition	Loaded (OPTION 1)
Time starts	Audible signal
Procedure	Upon signal engage targets.



			
	Rybieniec 23 April 2023		
	STAGE # 13		

Targets	5 IPSC targets, 2 IPSC mini poppers, 1 No-Shoot
Minimum number of rounds	12
Start position	Standing with heels at marks, firearm in the ready condition, held in both hands, stock touching the competitor at hip level, barrel parallel to the ground, trigger guard downwards, muzzle pointing downrange with the fingers outside the trigger guard
Firearm ready condition	Unloaded (OPTION 3). All magazines are on the table.
Time starts	Audible signal
Procedure	Upon signal engage targets.



			
	Rybieniec 23 April 2023		
	STAGE # 14		

Targets	10 IPSC targets, 3 IPSC mini poppers, 2 No-Shoots
Minimum number of rounds	23
Start position	Standing anywhere within the designated area, firearm in the ready condition, held in both hands, stock touching the competitor at hip level, barrel parallel to the ground, trigger guard downwards, muzzle pointing downrange with the fingers outside the trigger guard
Firearm ready condition	Loaded (OPTION 1)
Time starts	Audible signal
Procedure	Upon signal engage targets. There is a Copper Tunnel on the stage.

